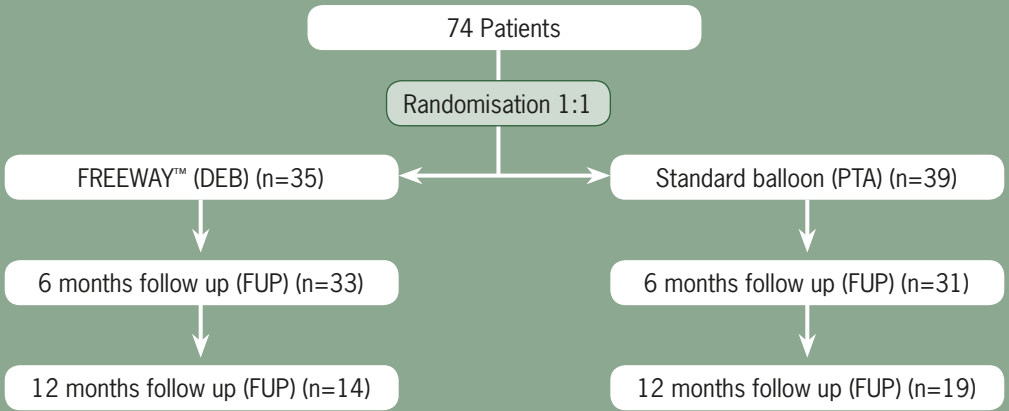


THE PACUBA TRIAL

FREEWAY™ DRUG-ELUTING BALLOON FOR SFA IN-STENT RESTENOSIS

- Prospective randomized study
- FREEWAY™ drug-eluting balloon PTA versus PTA with standard balloon
- 74 patients with in-stent restenosis in the SFA or PI-segment
- Proven safety & efficacy¹

PACUBA Trial¹ – Flow Chart



Baseline Demographics (n=74)

FREEWAY™ (DEB) vs. Standard balloon (PTA)

	DEB n=35	PTA n=39
Age mean ± SD (years)	68.1 ± 9.2	68.3 ± 0.4
Gender (male) (%)	57	59
Smoker (%)	52	53
Coronary Heart Disease (%)	36	41
Hypertension (%)	79	79
Diabetes (%)	52	38
Hyperlipidemia (%)	55	74
Renal Failure (%)	19	16
Creatinine mean ± SD (mg/dl)	1.03 ± 0.28	0.98 ± 0.25
Obesity (%)	22	21
Family history of PAD (%)	29	28

Baseline Lesion Characteristics (n=74)

FREEWAY™ (DEB) vs. Standard balloon (PTA)

	DEB n=35	PTA n=39
Length mean ± SD (cm)	17.3 ± 11.3	18.4 ± 8.0
Occlusions (%)	31	28
Reference vessel diameter (mm)	5.7 ± 1.1	5.4 ± 0.9
TASC Classification	TASC A and B (%)	46
	TASC C and D (%)	54
		41
		59

Principal Investigator

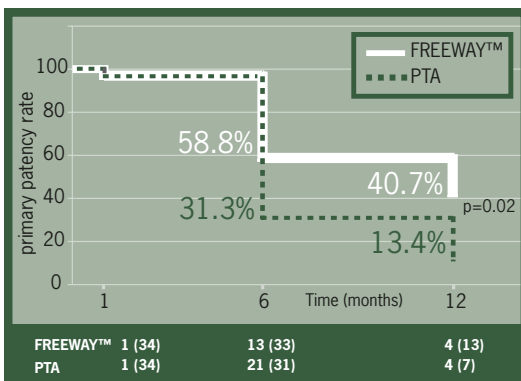
Prof. Dr. Johannes Lammer (Vienna, Austria)

Study Center

Allgemeines Krankenhaus Wien

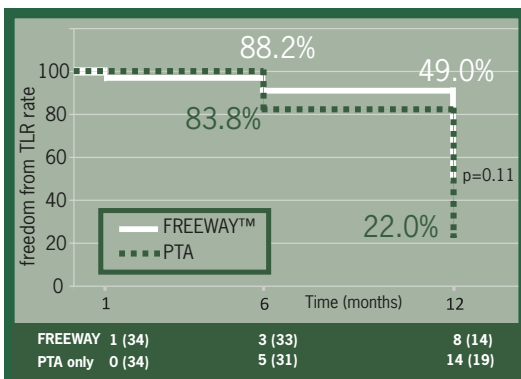
6 and 12 months FUP – Primary Patency rate

Kaplan-Meier estimation of the primary patency rate of patients treated with paclitaxel eluting balloon angioplasty (DEB FREEWAY™) versus standard balloon angioplasty (PTA).



6 and 12 months FUP – Freedom from clinically driven TLR

Kaplan-Meier estimation of the freedom from clinically driven target lesion revascularization (TLR) rate of patients treated with paclitaxel eluting balloon angioplasty (DEB FREEWAY™) versus standard balloon angioplasty (PTA).



Conclusion

In in-stent restenosis lesions of femoropopliteal arteries

- Safety & efficacy is proven.
- DEBs achieve a significantly higher 1-year primary patency rate.
- Treatment with PTA only is not a recommendable therapy.

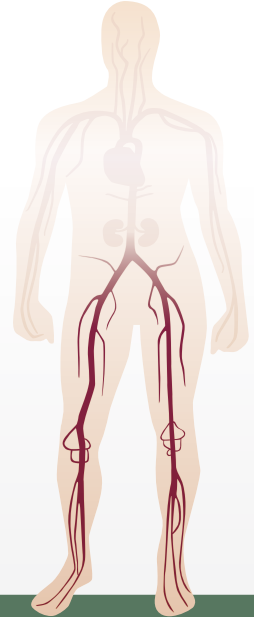

¹ Kinstner et al. "Paclitaxel-eluting balloon versus standard balloon angioplasty in in-stent restenosis of the superficial femoral and proximal popliteal artery." JACC 2016 9(13): 1386-1392

FREEWAY™

DEB – DRUG ELUTING BALLOON FOR PERIPHERAL SOLUTIONS – ONE STEP AHEAD

Wide available DEB OTW product portfolio for de-novo, restenotic and AV-fistula lesions:

- **FREEWAY™ 014** – Specifically designed for the treatment of infragenual interventions below the knee
0.014" OTW – Excellent balloon and crossing profile, smooth tip, very fast deflation time
- **FREEWAY™ 035** – Specifically designed for the treatment of femoropopliteal arteries
0.035" OTW – Excellent balloon with good pushability and secondary profile
- Amorphous, non-crystalline bioshell coating
- 2–8 mm balloons
- 20–230 mm balloon lengths in antegrade and cross-over version



FREEWAY™ 014

DRUG-ELUTING PTA BALLOON TECHNOLOGY

Specifically designed for infrapopliteal interventions

40–150 mm balloon lengths

FREEWAY™ 035

DRUG-ELUTING PTA BALLOON TECHNOLOGY

Specifically designed for peripheral interventions

20–230 mm balloon lengths

Eurocor Tech GmbH

In den Dauen 6a
53117 Bonn
Germany

Phone: +49 (0)228/20 15 0-0
Fax: +49 (0)228/20 15 0-5
info@eurocor.de · eurocor.de

Eurocor Tech GmbH is a wholly owned subsidiary of Opto Eurocor Healthcare Limited and is part of the Opto Circuits Group.

FREEWAY™ is a registered trademark of Eurocor Tech GmbH
Rev. Nr. 0919 F6 FW PAC

